



2024 PALISADE CALLIGRAPHY
FWD

SOLD TO: NK491
SAN LEANDRO HYUNDAI
1066 MARINA BOULEVARD
SAN LEANDRO CA 94577

SHIPPED TO: EN590
ENTERPRISE RENT A CAR
8450 HANGER BLVD
ORLANDO FL 32827

VIN:
MODEL:

PORT OF ENTRY:
EXTERIOR COLOR:
INTERIOR/SEAT COLOR:
TRANSPORT:
ACCESSORY WEIGHT:
EMISSIONS:

KM8R74GE3RU704819
J1472F65

BR
MOONLIGHT CLOUD
BLACK/BLACK
TRUCK
0 lbs./ 0 kgs.
This vehicle is certified to meet emission requirements in all 50 states

GOVERNMENT 5-STAR SAFETY RATINGS

Overall Vehicle Score

★★★★★

Based on the combined rating of frontal, side and rollover. Should ONLY be compared to other vehicles of similar size and weight.

Frontal

Driver

★★★★★

Crash

Passenger

★★★★★

Side

Front seat

★★★★★

Crash

Rear seat

★★★★★

Rollover

★★★★

Star ratings range from 1 to 5 stars (★★★★★) with 5 being the highest.
Source: National Highway Traffic Safety Administration (NHTSA).
www.safercar.gov or 1-888-327-4236

Manufacturer's Suggested Retail Price: \$50,100.00

ADDED FEATURES:

Contact dealer for final pricing details

Inland Freight & Handling : \$1,335.00
Total Price : \$51,435.00




Hyundai's flagship, premium three-row SUV

EPA
DOT

Fuel Economy and Environment

 Gasoline Vehicle

Fuel Economy

 22 MPG

combined city/hwy

4.5 gallons per 100 miles

Standard SUVs range from 11 to 100 MPG. The best vehicle rates 140 MPGe.

19 city

26 highway

You spend \$2,500 more in fuel costs over 5 years compared to the average new vehicle.

Annual fuel cost \$2,450

Fuel Economy & Greenhouse Gas Rating (tailpipe only)

Smog Rating (tailpipe only)

1 5 10 Best




1 6 10 Best

This vehicle emits 404 grams CO₂ per mile. The best emits 0 grams per mile (tailpipe only). Producing and distributing fuel also create emissions; learn more at fueleconomy.gov.


Actual results will vary for many reasons, including driving conditions and how you drive and maintain your vehicle. The average new vehicle gets 28 MPG and costs \$9,750 to fuel over 5 years. Cost estimates are based on 15,000 miles per year at \$ 3.60 per gallon. MPGe is miles per gasoline gallon equivalent. Vehicle emissions are a significant cause of climate change and smog.

fueleconomy.gov

Calculate personalized estimates and compare vehicles



Smartphone QR Code



Manufacturer's suggested retail price includes manufacturer's recommended pre-delivery service. Gasoline license and title fees state and local taxes and dealer installed options and accessories are not included in the manufacturer's suggested retail price. This label has been affixed to this vehicle by Hyundai Motor America, pursuant to the requirements of 15 U.S.C. 1231 et seq. which prohibits its removal or alteration prior to delivery to the ultimate purchaser.

PARTS CONTENT INFORMATION
FOR VEHICLE IN THIS CARLINE:
U.S./CANADIAN PARTS CONTENT: 2 %
MAJOR SOURCES OF FOREIGN PARTS CONTENT: KOREA: 80 %

Note: Parts content does not include final assembly, distribution, or other non-parts costs.
FOR THIS VEHICLE:
FINAL ASSEMBLY POINT: ULSAN, KOREA
COUNTRY OF ORIGIN:
ENGINE: KOREA
TRANSMISSION: KOREA

325 H 3224HTIJUC

VIN: KM8R74GE3RU704819